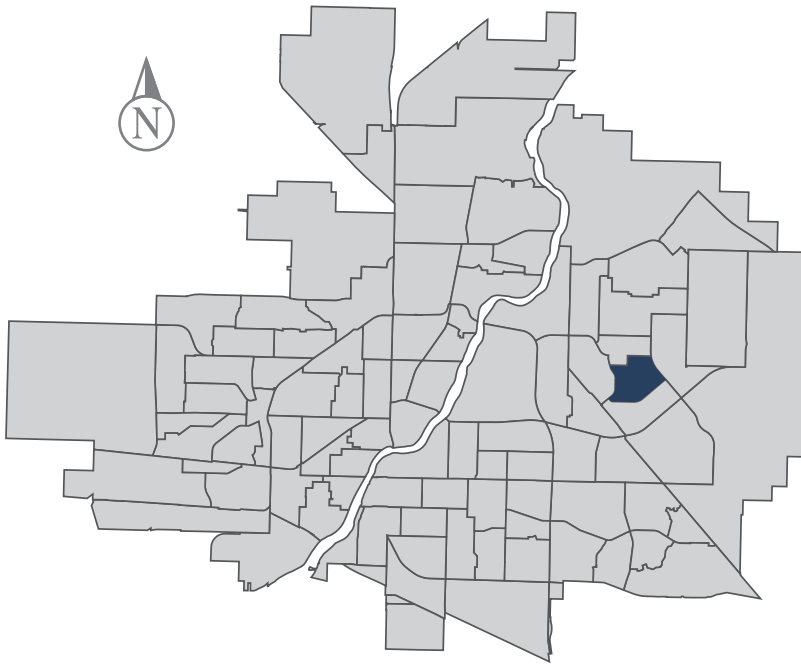


Erindale

MUNICIPAL WARD 10



Population
4,307



COMMUNITY QUICK FACTS



91.0%

homeownership



\$344,028

average
sale price



\$36,400

median
personal
income



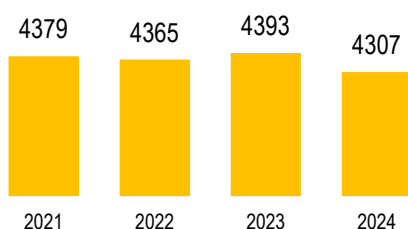
2.6

household
size



ERINDALE

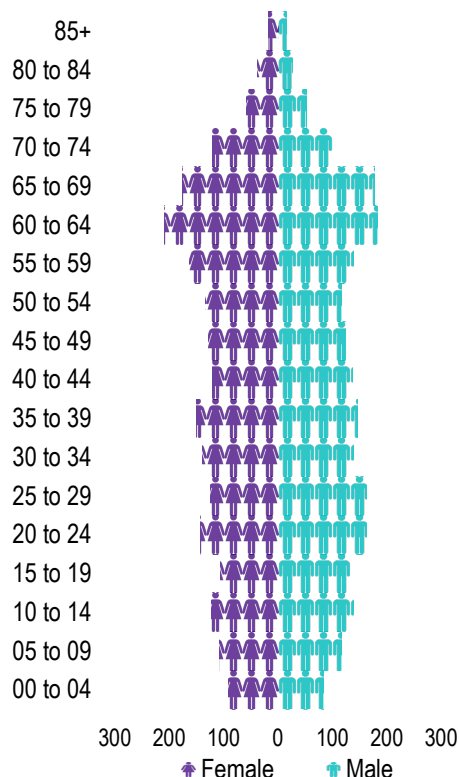
POPULATION



Source: eHealth Saskatchewan, 2024

Age Group

2024



Source: eHealth Saskatchewan, 2024

Ethnic Diversity

* Higher number indicates greater diversity	2021
Erindale	0.37
Saskatoon	0.46

Source: 2021 Census

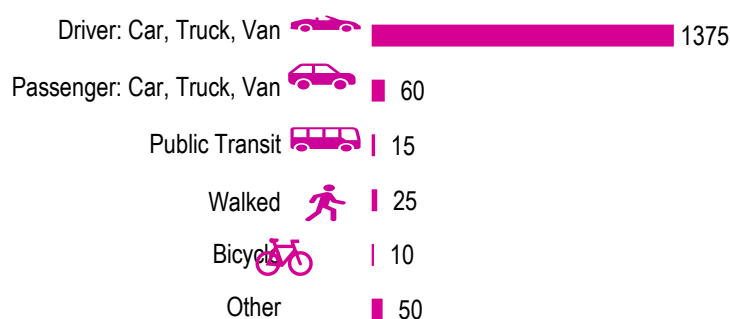
Mother Tongue

Top Languages	2021
English	3020
Mandarin	145
Tagalog (Pilipino, Filipino)	65
French	35
Vietnamese	10

Source: 2021 Census

Mode of Travel to Work

2021



Source: 2021 Census Long Form

Registered Vehicles

	2022	2023
Total (LV & PV)	3593	4036
Per Person	0.8	0.9
Saskatoon Per Person	0.9	0.9

LV - light vehicles (commercial & private) PV - private passenger vehicle

Source: SGI

Education Level

2021

No Certificate/diploma/degree	85
High school certificate or equivalent	415
Apprentice/trades certificate/diploma	175
College/CEGEP/non-university cert./dipl.	435
University diploma or degree	80

Source: 2021 Census Long Form

Postsecondary Enrolment

	2021	2022	2023
Saskatchewan Polytechnic	33	34	37
University of Saskatchewan	224	212	217

Source: Saskatchewan Polytechnic Administrative Office and University of Saskatchewan Registrar's Office

Enrolment by School

	2021	2022	2023
P - Saskatoon Public School			
S - Greater Saskatoon Catholic Schools			
Dr. John G. Egnatoff School (p)	451	716	737
Father Robinson School (s)	400	415	522

Source: Saskatoon Public School Division & Greater Saskatoon Catholic Schools

Household Structure

	2021
One-family households	1035
Multiple-family households	5
Non-family households	320
Total one-parent families	120
Total households	1420
Household size	2.6

Source: 2021 Census

Age of Dwelling

	2021
Before 1960	0%
1961-1980	3%
1981-1990	52%
1991-2000	39%
2001-2005	1%
2006-2010	1%
2011-2016	2%
	1%

Source: 2021 Census

Housing Affordability

Median Multiple	2023
Saskatoon	4.21
Erindale	5.11

Note: Median Multiple of 3.0 & under is rated as "affordable"

Source: City of Saskatoon, Assessment & Taxation and RBC Economics Research

Housing Costs

	2021
Average Owner's Major Payments	\$1,508
Average Gross Rent	\$1,480

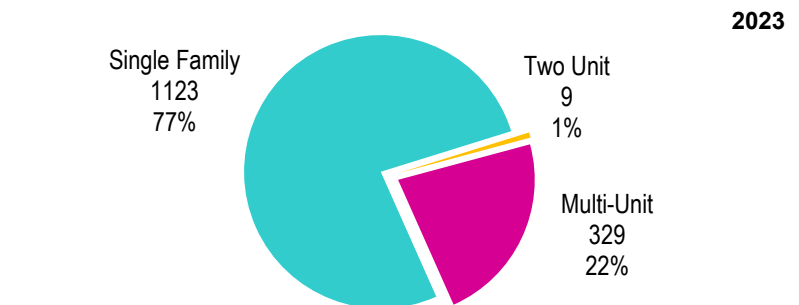
Source: 2021 Census

Housing by Tenure

	2021
Rented	9%
Owned	91%

Source: 2021 Census

Dwelling Unit Count (Livable Units)



Total Dwellings	1461	
Neighbourhood Area	133.9 hectares	331.0 acres
Dwelling Units per Area	10.9 per hectare	4.4 per acre

Source: City of Saskatoon, Planning & Development

Real Estate Sales

2023	No. of Sales	Average Price
Condo Townhouse	8	\$ 283,000
High Rise Apt Condo	0	\$ -
Low Rise Apt Condo	7	\$ 242,343
Semi-detached	0	\$ -
Semi-detached - two titles	0	\$ -
Single Family Dwelling	40	\$ 506,743

Source: City of Saskatoon, Assessment & Taxation

Park Space

2024	Hectares	Acres
Total Park Area	14.1	34.9
Population per Park Area	310.7	125.7

Park Type: N - Neighbourhood D - District MD - Multi-district
SU - Special Use I - Industrial

Don Ross	N	0.2	0.5
Ernest Lindner	N	8.6	21.2
John Avant	N	5.4	13.2

Source: City of Saskatoon, Planning & Development

ERINDALE

Voter Turn-out (%)

Provincial	2007	61%
Federal	2008	55%
Civic	2009	33%
Federal	2011	57%
Provincial	2011	47%
Civic	2012	45%
Federal	2015	74%
Provincial	2016	37%
Civic	2016	45%
Federal	2019	70%
Provincial	2020	56%
Civic	2020	33%

Source: City of Saskatoon, City Clerk's office; Elections Saskatchewan; and Elections Canada

Licensed Home-Based Businesses

	2022	2023
Saskatoon	5293	5531
Erindale	80	79

Source: City of Saskatoon, Business License Program

Labour Force

Labour Force Participation Rate

Economic Dependency Ratio

Median Total Income (personal)

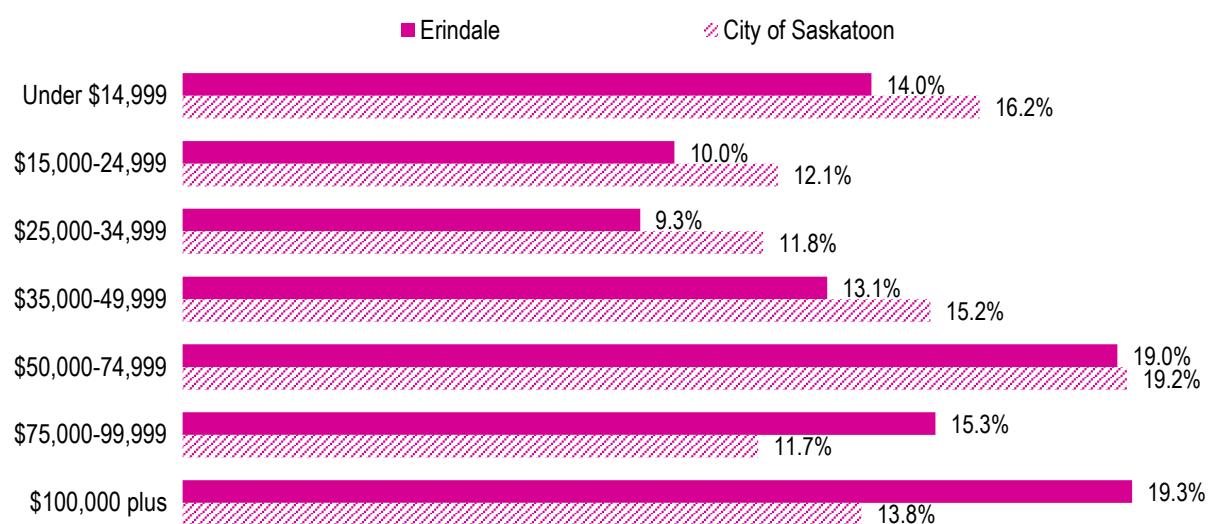
Provincial Index of Median Income (base=100)

Canadian Index of Median Income (base=100)

	2022	
Erindale	Saskatoon	
70.6%	69.3%	
14.4%	18.5%	
\$55,180	\$44,650	
127.60	103.30	
128.10	103.60	

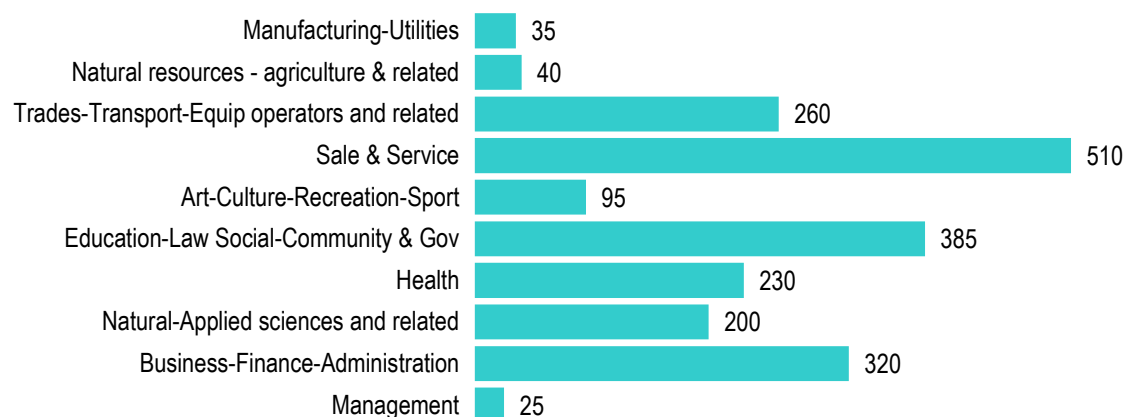
Source: Statistics Canada, Income Statistics Division, T1 Family File (T1FF) based on the final tax file, 2022

Personal Income



Source: Statistics Canada, Income Statistics Division, T1 Family File (T1FF) based on the final tax file, 2022

Major Occupation



Source: 2021 Census