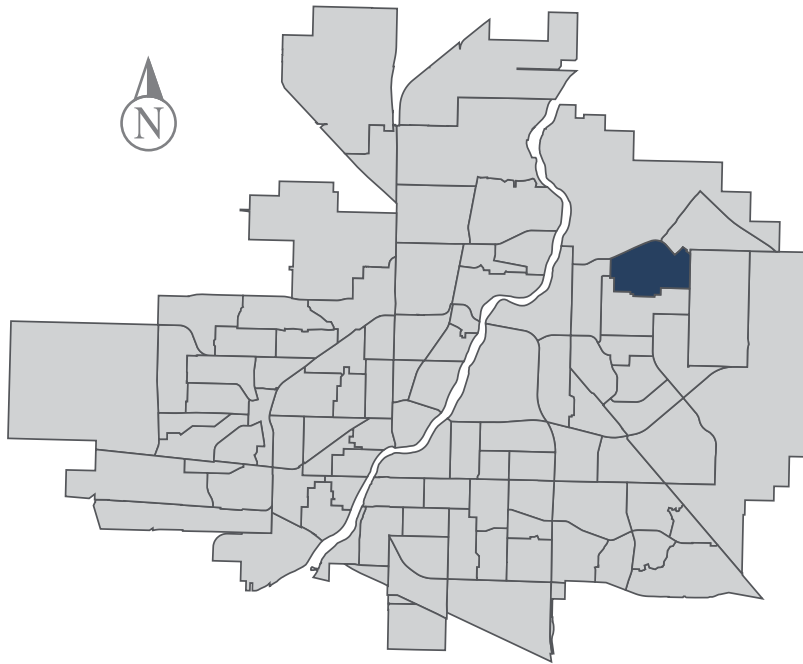


Evergreen

MUNICIPAL WARD 10



Population
11,193



COMMUNITY QUICK FACTS



67.0%

homeownership



\$360,161

average
sale price



\$49,200

median
personal
income

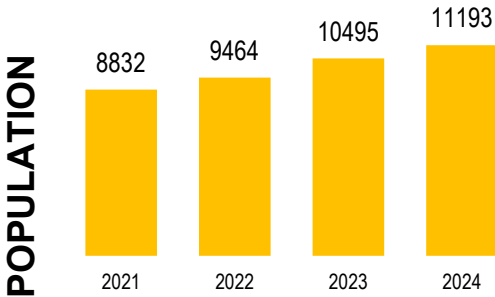


2.8

household
size

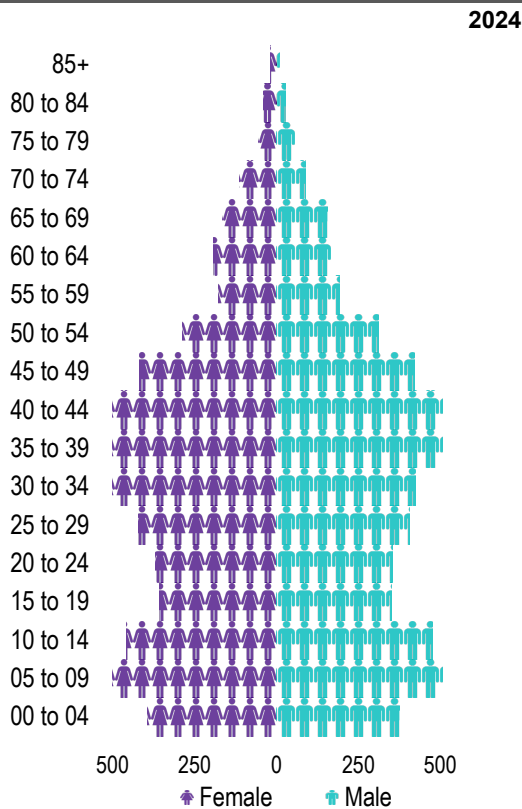


EVERGREEN



Source: eHealth Saskatchewan, 2024

Age Group



Source: eHealth Saskatchewan, 2024

Ethnic Diversity

* Higher number indicates greater diversity	2021
Evergreen	0.57
Saskatoon	0.46

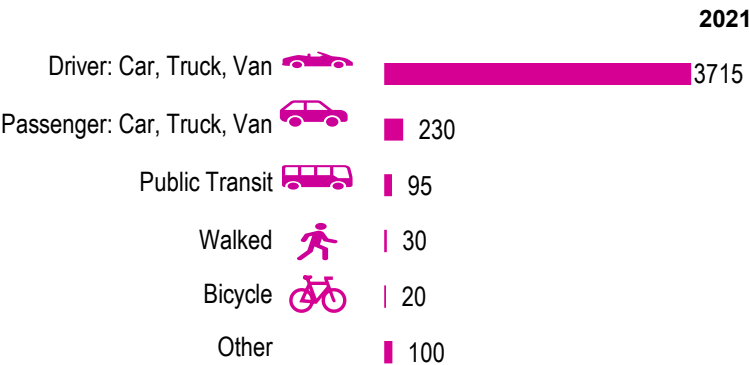
Source: 2021 Census

Mother Tongue

Top Languages	2021
English	6795
Mandarin	445
Tagalog (Pilipino, Filipino)	155
Punjabi (Panjabi)	340
Urdu	240
French	90
Persian (Farsi)	0

Source: 2021 Census

Mode of Travel to Work



Source: 2021 Census Long Form

Registered Vehicles

	2022	2023
Total (LV & PV)	8380	8320
Per Person	0.8	0.8
Saskatoon Per Person	0.9	0.9

LV - light vehicles (commercial & private) PV - private passenger vehicle

Source: SGI

Education Level

	2021
No Certificate/diploma/degree	180
High school certificate or equivalent	1070
Apprentice/trades certificate/diploma	410
College/CEGEP/non-university cert./dipl.	890
University diploma or degree	295

Source: 2021 Census Long Form

Postsecondary Enrolment

	2021	2022	2023
Saskatchewan Polytechnic	113	128	135
University of Saskatchewan	579	554	690

Source: Saskatchewan Polytechnic Administrative Office and University of Saskatchewan Registrar's Office

Enrolment by School

	2021	2022	2023
P - Saskatoon Public School			
St. Nicholas School (s)	469	614	614
Sylvia Fedoruk School (p)	686	855	979
S - Greater Saskatoon Catholic Schools			

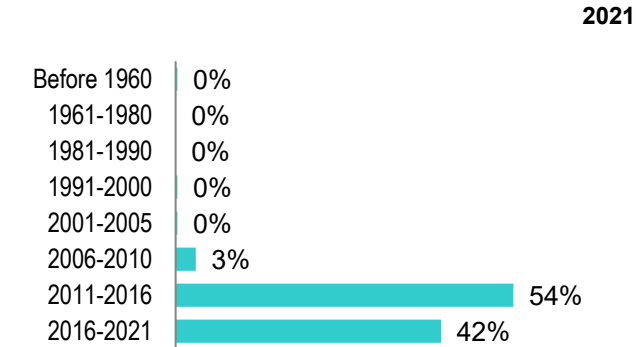
Source: Saskatoon Public School Division & Greater Saskatoon Catholic Schools

Household Structure

	2021
One-family households	2205
Multiple-family households	20
Non-family households	975
Total one-parent families	310
Total households	3410
Household size	2.8

Source: 2021 Census

Age of Dwelling



Source: 2021 Census

Housing Affordability

Median Multiple	2023
Saskatoon	4.21
Evergreen	4.52

Note: Median Multiple of 3.0 & under is rated as "affordable"

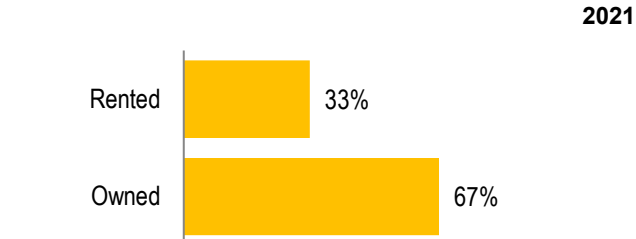
Source: City of Saskatoon, Assessment & Taxation and RBC Economics Research

Housing Costs

	2021
Average Owner's Major Payments	\$2,244
Average Gross Rent	\$1,504

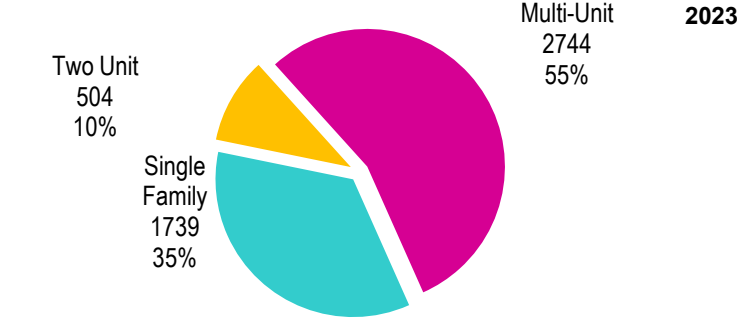
Source: 2021 Census

Housing by Tenure



Source: 2021 Census

Dwelling Unit Count (Livable Units)



Total Dwellings	4987	
Neighbourhood Area	261.7 hectares	646.6 acres
Dwelling Units per Area	19.1 per hectare	7.7 per acre

Source: City of Saskatoon, Planning & Development

Real Estate Sales

2023	No. of Sales	Average Price
Condo Townhouse	30	\$ 201,131
High Rise Apt Condo	0	\$ -
Low Rise Apt Condo	43	\$ 235,628
Semi-detached	0	\$ -
Semi-detached - two titles	0	\$ -
Single Family Dwelling	89	\$ 643,725

Source: City of Saskatoon, Assessment & Taxation

Park Space

2024	Hectares	Acres
Total Park Area	26.4	65.3
Population per Park Area	394.2	159.5

Park Type: N - Neighbourhood D - District MD - Multi-district
SU- Special Use I - Industrial

Cannam	N	2.6	6.5
Edward S Blain	N	0.3	0.8
Elaine Hnatyshyn	N	1.6	3.9
Elaine Hnatyshyn West	N	0.2	0.5
Evergreen Square	SU	0.4	1.0
Funk	N	7.2	17.7
George Dyck	N	1.3	3.2
Jill Postlethwaite	N	0.3	0.6
John Brockelbank	N	1.3	3.3
Misaskwatomina	D	4.8	12.0
Klombies	N	1.2	3.1
Korpan	N	0.2	0.6
Lacoursiere	N	0.5	1.3
Prebble	N	1.5	3.6
Richards	N	2.9	7.2

Source: City of Saskatoon, Planning & Development

EVERGREEN

Voter Turn-out (%)

Provincial	2007	N/A
Federal	2008	N/A
Civic	2009	N/A
Federal	2011	N/A
Provincial	2011	N/A
Civic	2012	41%
Federal	2015	68%
Provincial	2016	36%
Civic	2016	47%
Federal	2019	71%
Provincial	2020	57%
Civic	2020	29%

Source: City of Saskatoon, City Clerk's office; Elections Saskatchewan; and Elections Canada

Licensed Home-Based Businesses

	2022	2023
Saskatoon	5293	5531
Evergreen	224	261

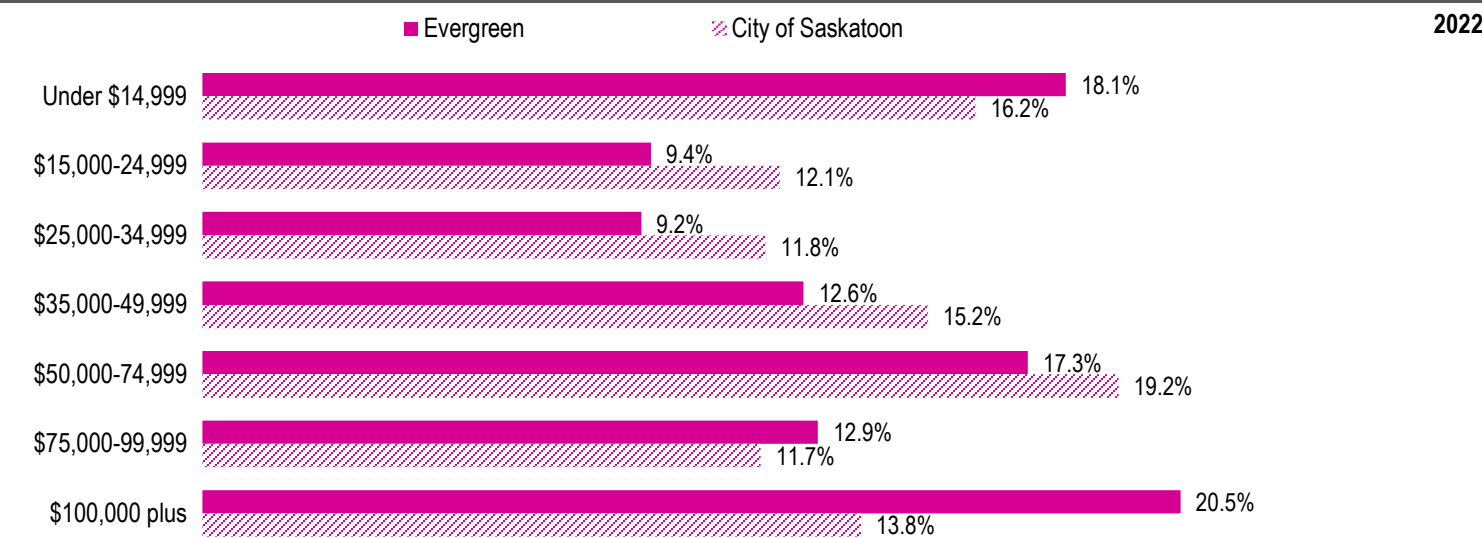
Source: City of Saskatoon, Business License Program

Labour Force

	2022	
Evergreen		Saskatoon
Labour Force Participation Rate	77.7%	69.3%
Economic Dependency Ratio	9.1%	18.5%
Median Total Income (personal)	\$50,730	\$44,650
Provincial Index of Median Income (base=100)	117.30	103.30
Canadian Index of Median Income (base=100)	117.70	103.60

Source: Statistics Canada, Income Statistics Division, T1 Family File (T1FF) based on the final tax file, 2022

Personal Income



Source: Statistics Canada, Income Statistics Division, T1 Family File (T1FF) based on the final tax file, 2022

Major Occupation

