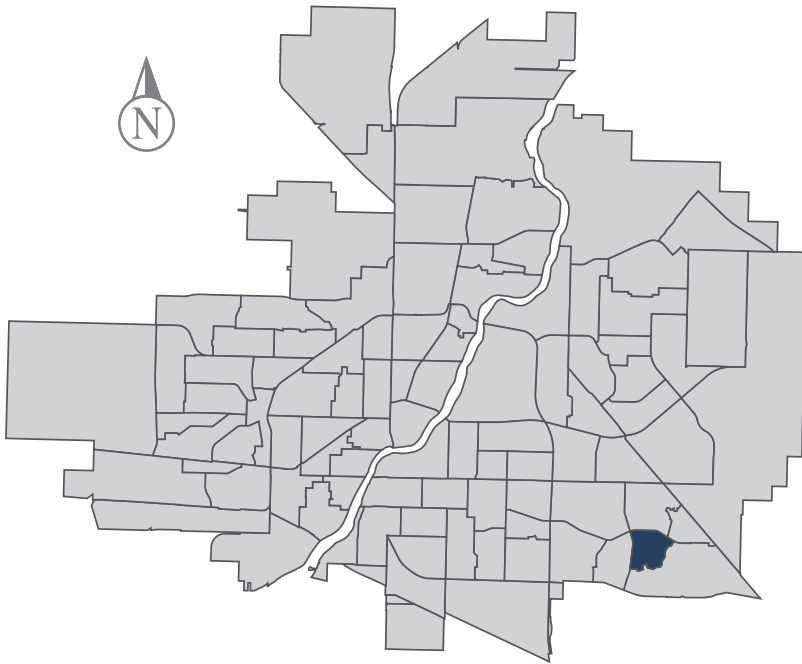


Lakewood Urban Centre

MUNICIPAL WARD 9



Population
2,880



COMMUNITY QUICK FACTS



55.0%

homeownership



\$212,168

average
sale price



\$46,000

median
personal
income

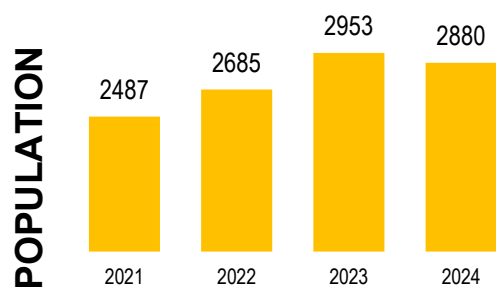


2.1

household
size



LAKEWOOD URBAN CENTRE



Source: eHealth Saskatchewan, 2024

Age Group



Source: eHealth Saskatchewan, 2024

Ethnic Diversity

* Higher number indicates greater diversity	2021
Lakewood Urban Centre	0.62
Saskatoon	0.46

Source: 2021 Census

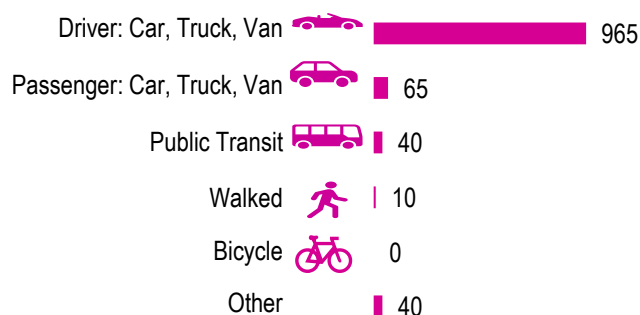
Mother Tongue

Top Languages	2021
English	1790
Urdu	75
Mandarin	95
Cantonese	35
Spanish	0
Tagalog (Pilipino, Filipino)	15
Sindhi	0

Source: 2021 Census

Mode of Travel to Work

2021



Source: 2021 Census Long Form

Registered Vehicles

	2022	2023
Total (LV & PV)	2362	1925
Per Person	0.8	0.7
Saskatoon Per Person	0.9	0.9

LV - light vehicles (commercial & private) PV - private passenger vehicle

Source: SGI

Education Level

2021

No Certificate/diploma/degree	135
High school certificate or equivalent	345
Apprentice/trades certificate/diploma	120
College/CEGEP/non-university cert./dipl.	220
University diploma or degree	55

Source: 2021 Census Long Form

Postsecondary Enrolment

	2021	2022	2023
Saskatchewan Polytechnic	41	53	45
University of Saskatchewan	143	123	127

Source: Saskatchewan Polytechnic Administrative Office and University of Saskatchewan Registrar's Office

Enrolment by School

P- Saskatoon Public School

S - Greater Saskatoon Catholic Schools

2021 2022 2023

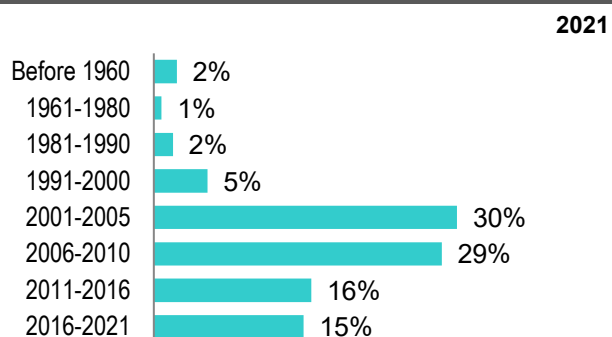
No Open Schools Located in Neighbourhood

Household Structure

	2021
One-family households	615
Multiple-family households	5
Non-family households	625
Total one-parent families	125
Total households	1275
Household size	2.1

Source: 2021 Census

Age of Dwelling



Source: 2021 Census

Housing Affordability

Median Multiple	2023
Saskatoon	4.21
Lakewood Urban Centre	2.65

Note: Median Multiple of 3.0 & under is rated as "affordable"

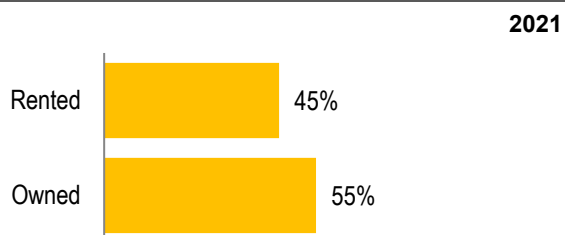
Source: City of Saskatoon, Assessment & Taxation and RBC Economics Research

Housing Costs

	2021
Average Owner's Major Payments	\$1,304
Average Gross Rent	\$1,280

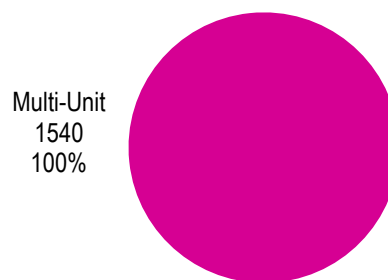
Source: 2021 Census

Housing by Tenure



Source: 2021 Census

Dwelling Unit Count (Livable Units)



Total Dwellings	1540	
Neighbourhood Area	97.5 hectares	241.0 acres
Dwelling Units per Area	15.8 per hectare	6.4 per acre

Source: City of Saskatoon, Planning & Development

Real Estate Sales

2023	No. of Sales	Average Price
Condo Townhouse	0	\$ -
High Rise Apt Condo	0	\$ -
Low Rise Apt Condo	37	\$ 212,168
Semi-detached	0	\$ -
Semi-detached - two titles	0	\$ -
Single Family Dwelling	0	\$ -

Source: City of Saskatoon, Assessment & Taxation

Park Space

2024	Hectares	Acres
Total Park Area	54.0	133.5
Population per Park Area	54.7	22.1

Park Type: N - Neighbourhood D - District MD - Multi-district
SU- Special Use I - Industrial

Hyde	N	49.7	122.8
Trounce	N	4.3	10.7

Source: City of Saskatoon, Planning & Development

LAKEWOOD URBAN CENTRE

Voter Turn-out (%)

Provincial	2007	71%
Federal	2008	40%
Civic	2009	14%
Federal	2011	56%
Provincial	2011	38%
Civic	2012	24%
Federal	2015	75%
Provincial	2016	32%
Civic	2016	32%
Federal	2019	72%
Provincial	2020	60%
Civic	2020	30%

Source: City of Saskatoon, City Clerk's office; Elections Saskatchewan; and Elections Canada

Licensed Home-Based Businesses

	2022	2023
Saskatoon	5293	5531
Lakewood Urban Centre	45	69

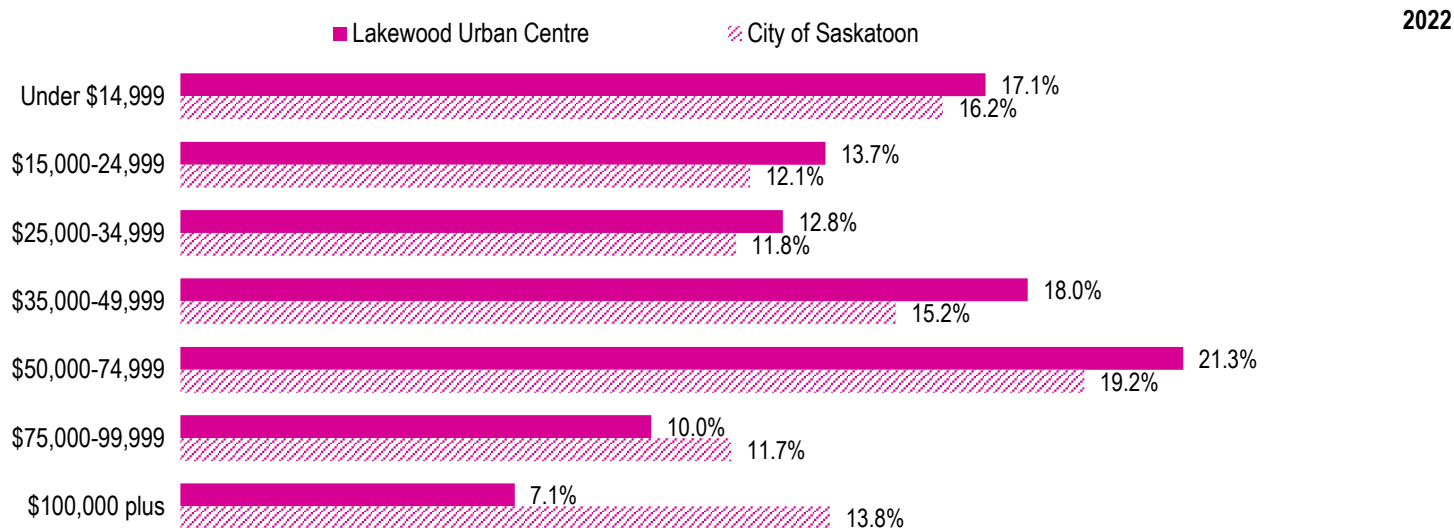
Source: City of Saskatoon, Business License Program

Labour Force

	2022	
	Lakewood Urban Centre	Saskatoon
Labour Force Participation Rate	64.6%	69.3%
Economic Dependency Ratio	28.7%	18.5%
Median Total Income (personal)	\$40,730	\$44,650
Provincial Index of Median Income (base=100)	94.20	103.30
Canadian Index of Median Income (base=100)	94.50	103.60

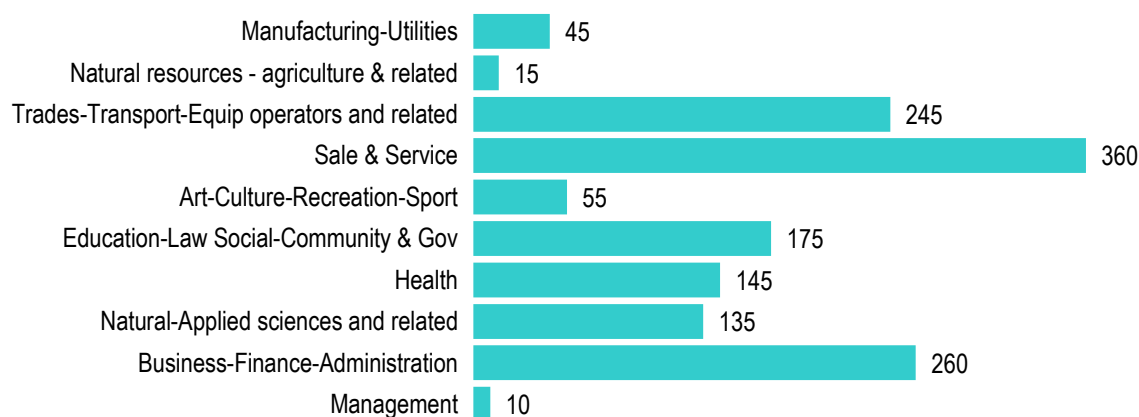
Source: Statistics Canada, Income Statistics Division, T1 Family File (T1FF) based on the final tax file, 2022

Personal Income



Source: Statistics Canada, Income Statistics Division, T1 Family File (T1FF) based on the final tax file, 2022

Major Occupation



Source: 2021 Census